

Cohen Middle School  
100 Robinwood Avenue  
Elmira Heights, NY 14903  
734-5078

Name: \_\_\_\_\_ Date: October 9, 2019

<p><b>Math:</b> Dividing dec. in the dividend Quiz on dec. operations</p> <p>pp. 27 &amp; 28 hmwk wksh. 2-sided</p>
<p><b>Social Studies:</b></p> <p>- Ancient Sumer</p> <p>HW: Waterfront</p>
<p><b>ELA:</b> Warm Up</p> <p>Declaration of the Rights of the Child for Read Guide</p>
<p><b>Science</b> ① Hand in <u>owed</u> claim/evidence (pg 16) rubric + planning page</p> <p>② Read page 5, circle all VERBS, WORK AS A TEAM TO CONSTRUCT YOUR TROLLEY</p> <p>③ Plan (page 6) and Draw How you will fly it.</p>
<p><b>Computer Apps/ Technology</b> ④ RUBRIC (SCORE CARDS)</p>



Name: \_\_\_\_\_

Date: \_\_\_\_\_

### Waterfront Living

Mesopotamia, the "land between the rivers" is an obvious place for a civilization because it is located near two sources of water: the Tigris River and the Euphrates River. Ancient Egypt developed along the Nile River. Most people live near water. When you locate any large city on a map, you'll probably find water nearby. People need the water for drinking, cooking, cleaning and transportation.



Many cities formed where freshwater rivers meet the ocean. New York City is located where the Hudson River meets the Atlantic Ocean. In America, New York City has a harbor. A harbor is a place where ships can seek shelter from stormy weather. Chicago grew alongside

the point where the Chicago River flows into Lake Michigan. The point where two rivers meet is known as a confluence. St. Louis, Missouri is situated near the confluence of the Mississippi and the Missouri Rivers.

A few cities are not near a significant source of water. Riyadh, Saudi Arabia and Tehran, Iran once had sources of water that no longer exist. Johannesburg, South Africa developed after the discovery of gold in 1886. The Chattahoochee River near Atlanta, Georgia is not a significant source of water. Atlanta developed as a trading city because it was the point where two railroads met. Modern technology has made it possible to bring water to very dry places, but for most of history it was necessary for a city to be near a source of water.

### Fill in the Blanks

Most cities are located near w\_\_\_\_\_ because until the m\_d\_rn age, it was the easier to move goods and people over w\_t\_r than over l\_\_\_\_\_. A local source of water was also necessary for d\_i\_k\_ng, cooking and c\_e\_n\_g. Mesopotamia is located between the T\_\_\_\_\_ and E\_\_\_\_\_ Rivers; the civilization of Ancient Egypt developed along the banks of the N\_\_\_\_\_ River. In the United States, Chicago grew near the point where the C\_\_\_\_\_ River flows into Lake M\_\_\_\_\_. St. Louis, Missouri is located near the c\_n\_l\_e\_c\_e of the M\_s\_i\_s\_p\_i and M\_s\_o\_r\_i Rivers. While it is now possible to bring water to very \*d\_\_\_ places, throughout history, most cities developed near h\_r\_o\_s or alongside r\_v\_rs.

### Answer in complete sentences

1. Why is it important for people to live near water?

\_\_\_\_\_  
\_\_\_\_\_

2. Why do you think it is important for a city to be near a harbor?

\_\_\_\_\_  
\_\_\_\_\_

\*3. Almost every major city is located near a body of water. Use an encyclopedia to find the body of water near each city listed. I've asked you to find five, and select the sixth city on your own.

Pittsburgh,  
Pennsylvania  
Los Angeles  
California  
Seattle,  
Washington

Tokyo,  
Japan  
Seoul,  
South Korea

NOTE: I will accept a parent signature if you do not have Internet access, but you must complete this section when we discuss it in class.

\*This is a higher order learning question. You must answer the question to the best of your ability, but any reasonable answer will be graded as correct.



Category	I demonstrated these characteristics:
<p><b>Responsible for their learning...</b></p> <p><b>The way I show this:</b></p> <ul style="list-style-type: none"> <li>Entered class quickly and prepared to learn</li> <li>I recorded HW in Agenda</li> <li>I completed my entry job / <b>warm-up</b></li> <li>Materials: ready at start / end of class</li> </ul>	<p style="text-align: center;"><b>4 3 2 1</b></p> <p><b>Warm-Up:</b> READ Page 5, circle verbs</p>
<p><b>Citizens who strive to follow the rules...</b></p> <p><b>The way I show this:</b></p> <ul style="list-style-type: none"> <li>I followed our safety contract</li> <li>I did my best with my <b>team job</b> / role</li> <li>I helped my team build, (p.5)</li> </ul>	<p style="text-align: center;"><b>4 3 2 1</b></p> <p><b>Team Job</b> (circle):</p> <p>Agenda Checker, Materials, Notebook getter, paper passer</p>
<p><b>Respectful of others, materials, space:</b></p> <p><b>The way I show this:</b></p> <ul style="list-style-type: none"> <li>Greeted adults and peers friendly</li> <li>Used manners throughout science today</li> <li>I shared ideas and/or did my best work</li> <li>The rules I followed well #_____, #_____</li> </ul>	<p style="text-align: center;"><b>4 3 2 1</b></p>
<p><b>Trustworthy</b></p> <p><b>The way I show this:</b></p> <ul style="list-style-type: none"> <li>NB Pages 1-6 fully complete, neatly</li> <li>I challenged myself; strived to improve</li> <li>My <b>ticket out</b> reflects today's learning / handed in</li> </ul>	<p style="text-align: center;"><b>4 3 2 1</b></p>
<p><b>Total</b></p>	<p>_____ <b>out of 16</b></p>

**Today I liked/learned:**

---



---




---



# DIVIDING DECIMALS

A number might not have an equal number of pieces in each group.

Divide the number of flowers into five groups.



What happens? How can we represent the flowers that are not in a group?

as a fractional amount

## DIVIDING DECIMALS

- When the dividend is a decimal, you can follow the rules for dividing whole numbers.
- However, remember to keep your place values organized and bring the decimal straight up into the quotient.

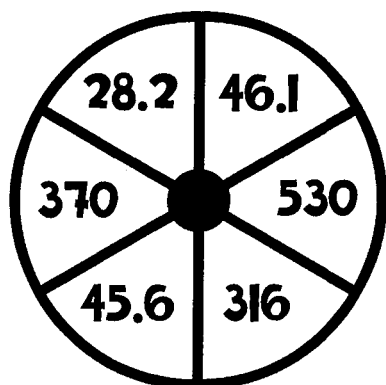
Practice dividing the values below. Use the grid to keep your place values organized.

<p>1. <math>53.2 \div 14 = 3.8</math></p> <table border="1" style="width: 100%; border-collapse: collapse; text-align: center;"> <tr><td></td><td>3</td><td></td><td></td><td>3.8</td></tr> <tr><td>D</td><td>1</td><td>4</td><td>5</td><td>3.2</td></tr> <tr><td>M</td><td></td><td></td><td></td><td></td></tr> <tr><td>S</td><td></td><td></td><td></td><td></td></tr> <tr><td>B</td><td></td><td></td><td></td><td></td></tr> <tr><td></td><td></td><td></td><td></td><td></td></tr> <tr><td></td><td></td><td></td><td></td><td></td></tr> <tr><td></td><td></td><td></td><td></td><td></td></tr> <tr><td></td><td></td><td></td><td></td><td></td></tr> <tr><td></td><td></td><td></td><td></td><td></td></tr> </table> <p>Check: <math>\begin{array}{r} 14 \\ \times 3.8 \\ \hline 112 \\ +42.0 \\ \hline 53.2 \end{array}</math></p>		3			3.8	D	1	4	5	3.2	M					S					B																														<p>2. <math>378 \div 30 = 12.6</math></p> <table border="1" style="width: 100%; border-collapse: collapse; text-align: center;"> <tr><td></td><td></td><td></td><td></td><td>12.6</td></tr> <tr><td>D</td><td>3</td><td>0</td><td>3</td><td>7</td></tr> <tr><td>M</td><td></td><td></td><td></td><td>8.0</td></tr> <tr><td>S</td><td></td><td></td><td></td><td></td></tr> <tr><td>B</td><td></td><td></td><td></td><td></td></tr> <tr><td></td><td></td><td></td><td></td><td></td></tr> <tr><td></td><td></td><td></td><td></td><td></td></tr> <tr><td></td><td></td><td></td><td></td><td></td></tr> <tr><td></td><td></td><td></td><td></td><td></td></tr> <tr><td></td><td></td><td></td><td></td><td></td></tr> </table> <p>Check: <math>\begin{array}{r} 12.6 \\ \times 30 \\ \hline 378.0 \end{array}</math></p>					12.6	D	3	0	3	7	M				8.0	S					B																														<p>3. <math>186.3 \div 27</math></p> <table border="1" style="width: 100%; border-collapse: collapse; text-align: center;"> <tr><td></td><td></td><td></td><td></td><td></td><td></td></tr> <tr><td>D</td><td>2</td><td>7</td><td>1</td><td>8</td><td>6.3</td></tr> <tr><td>M</td><td></td><td></td><td></td><td></td><td></td></tr> <tr><td>S</td><td></td><td></td><td></td><td></td><td></td></tr> <tr><td>B</td><td></td><td></td><td></td><td></td><td></td></tr> <tr><td></td><td></td><td></td><td></td><td></td><td></td></tr> <tr><td></td><td></td><td></td><td></td><td></td><td></td></tr> <tr><td></td><td></td><td></td><td></td><td></td><td></td></tr> <tr><td></td><td></td><td></td><td></td><td></td><td></td></tr> <tr><td></td><td></td><td></td><td></td><td></td><td></td></tr> </table>							D	2	7	1	8	6.3	M						S						B																																			
	3			3.8																																																																																																																																																														
D	1	4	5	3.2																																																																																																																																																														
M																																																																																																																																																																		
S																																																																																																																																																																		
B																																																																																																																																																																		
				12.6																																																																																																																																																														
D	3	0	3	7																																																																																																																																																														
M				8.0																																																																																																																																																														
S																																																																																																																																																																		
B																																																																																																																																																																		
D	2	7	1	8	6.3																																																																																																																																																													
M																																																																																																																																																																		
S																																																																																																																																																																		
B																																																																																																																																																																		






Using your pencil and a paper clip, spin each spinner. Then, multiply or divide depending on each problem number. Only divide to one digit after the decimal.



**SPINNER 1:  
MULTIPLICAND, DIVIDEND**



**SPINNER 2:  
MULTIPLIER, DIVISOR**

	MULTIPLY	DIVIDE	MULTIPLY	DIVIDE	YOU CHOOSE
SPIN 1					
SPIN 2					
WORK					
SOLUTION					

4. The area of the living room carpet is 262.5 square feet. If the width of the room is 21 feet, then what is the length?

Summarize today's lesson:



Name \_\_\_\_\_ Date \_\_\_\_\_

HOMEWORK: DIVIDING WITH DECIMALS IN THE DIVIDEND

Divide and Check each division problem:

1.  $\frac{4.56}{12} =$

Check:

**Show long division work:**

2.  $48.6 \div 27 =$

Check:

**Show long division work:**

**3. At the fabric store you spent \$51.30 for 15 yards of fabric. How much did each yard cost?**



\_\_\_\_\_

---

**Show long division work:**

**Check:**

**4. A product at the grocery store costs \$12.84 for 6 ounces. What is the cost per ounce?**



\_\_\_\_\_

---

**Show long division work:**

**Check:**